

GREECE

Socio-demographic trendlines - EP Eurobarometer (2007-2022)

Edition 8 (April 2022)

Directorate-General for Communication
Public Opinion Monitoring Unit



Contents



- **My voice counts in the EU.....[3](#)**
- **Image of the European Parliament.....[7](#)**
- **Role of the European Parliament.....[11](#)**
- **European Union membership.....[15](#)**
- **Benefited from the EU membership.....[19](#)**
- **Main reasons for benefit.....[23](#)**

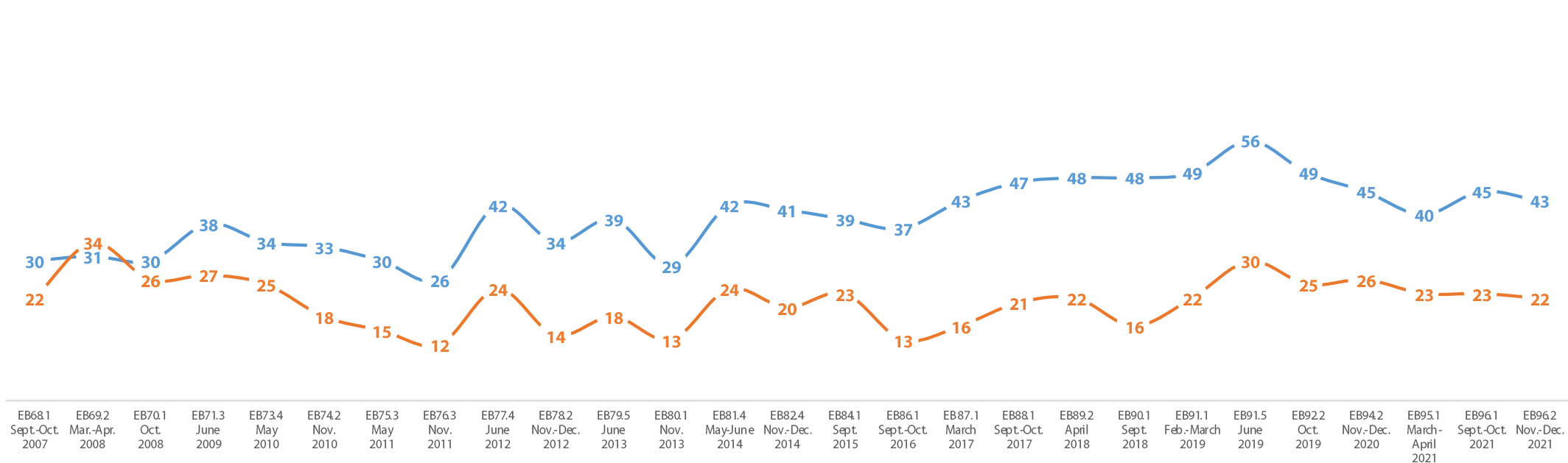


MY VOICE COUNTS IN THE EU



Differences between the EU and Greece

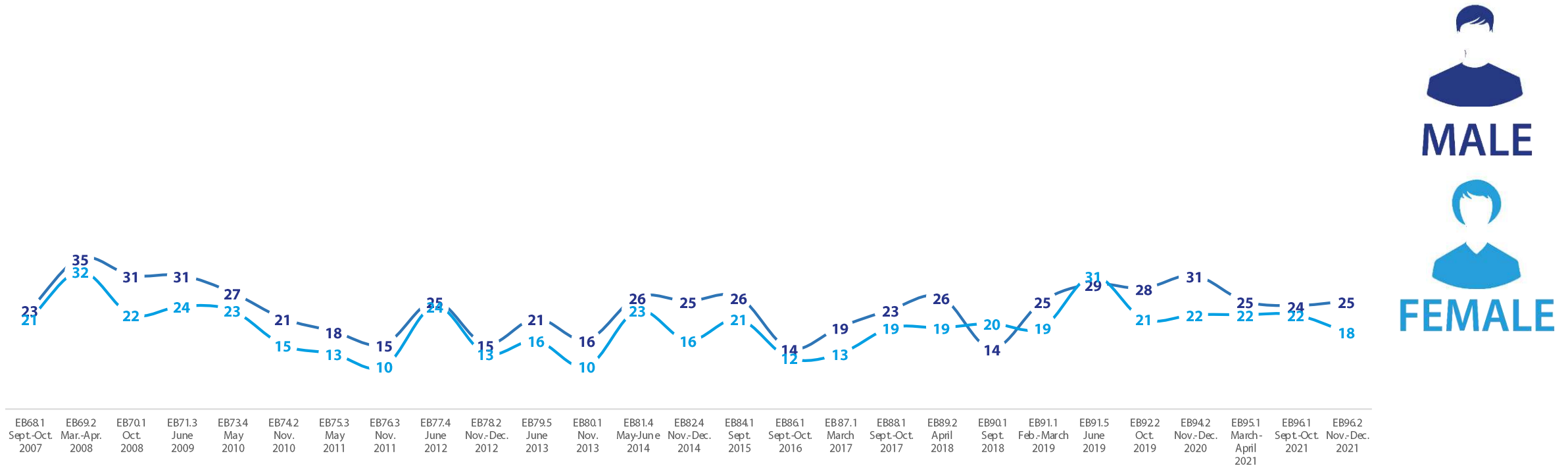
My voice counts in the EU



Please tell me to what extent you agree or disagree with each of the following statements: My voice counts in the EU
Answer: Total "Agree" (%)

Gender

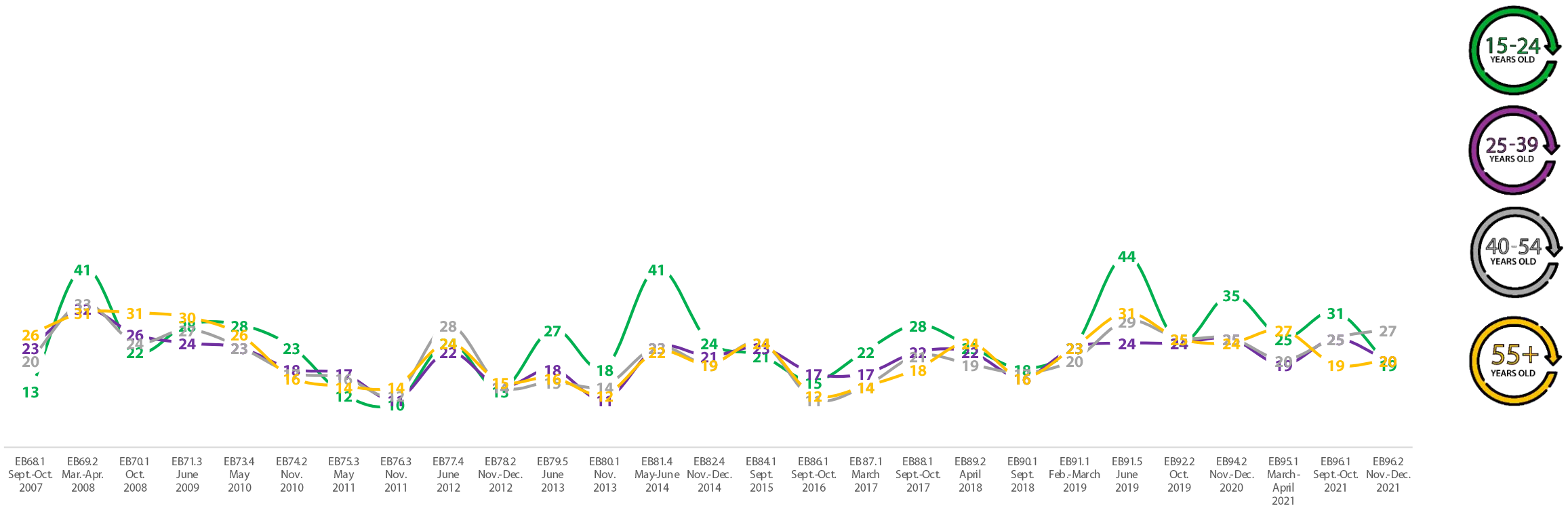
My voice counts in the EU



Please tell me to what extent you agree or disagree with each of the following statements: My voice counts in the EU
Answer: Total "Agree" (%)

Age

My voice counts in the EU



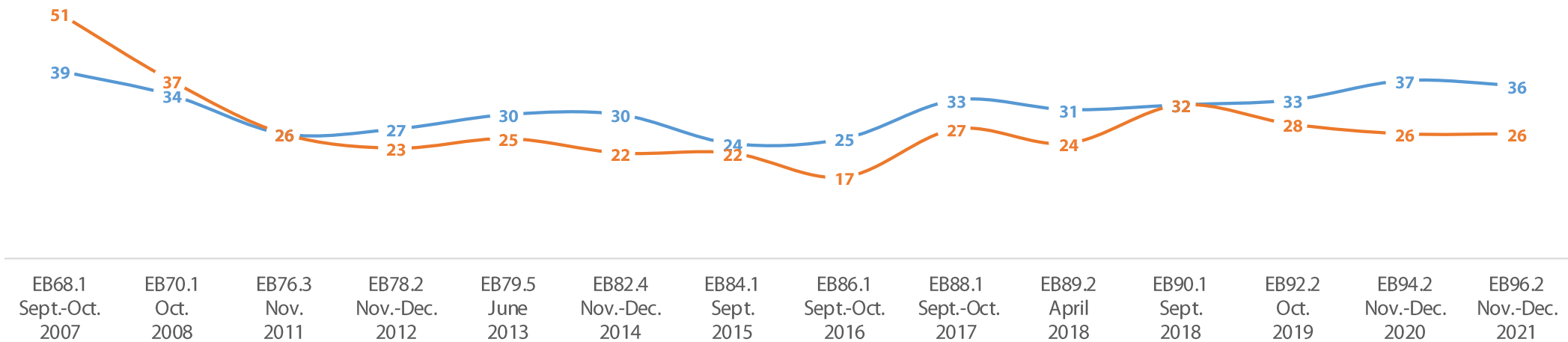
Please tell me to what extent you agree or disagree with each of the following statements: My voice counts in the EU
Answer: Total "Agree" (%)

IMAGE OF THE EUROPEAN PARLIAMENT



Differences between the EU and Greece

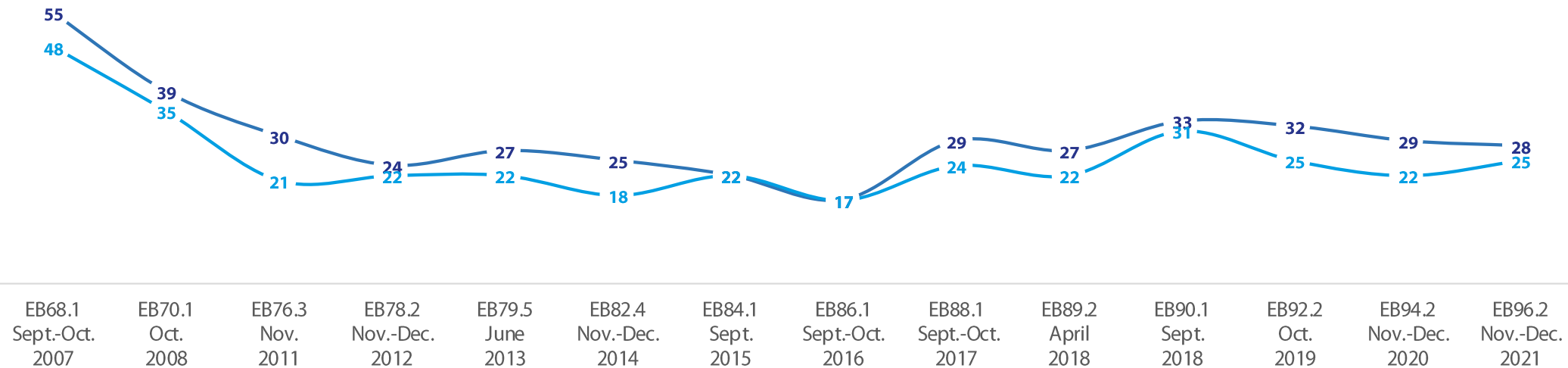
Image of the European Parliament



In general, does the European Parliament conjure up for you a very positive, fairly positive, neutral, fairly negative or very negative image?
Answer: Total "Positive" (%)

Gender

Image of the European Parliament



MALE



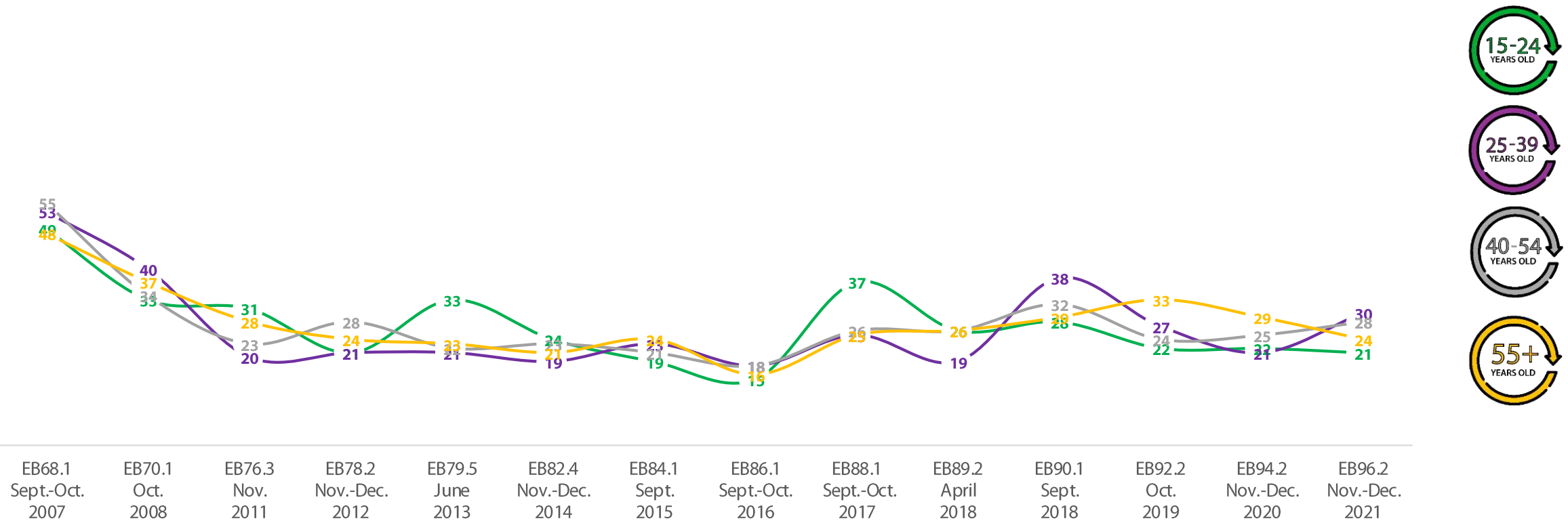
FEMALE

In general, does the European Parliament conjure up for you a very positive, fairly positive, neutral, fairly negative or very negative image?

Answer: Total "Positive" (%)

Age

Image of the European Parliament



In general, does the European Parliament conjure up for you a very positive, fairly positive, neutral, fairly negative or very negative image?

Answer: Total "Positive" (%)

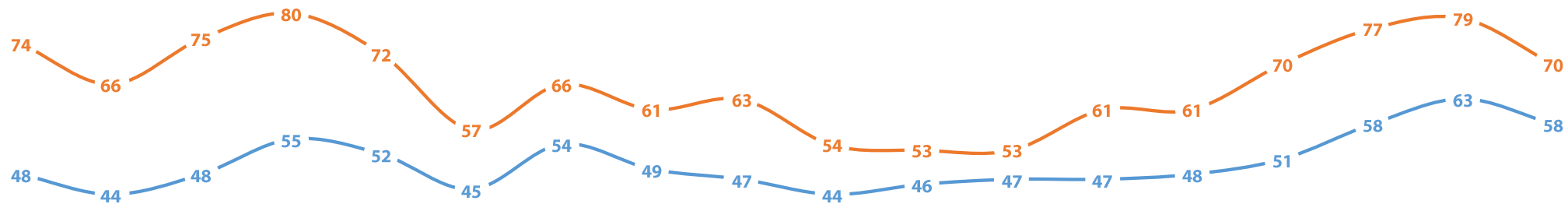


**ROLE OF THE
EUROPEAN PARLIAMENT**



Differences between the EU and Greece

Role of the European Parliament



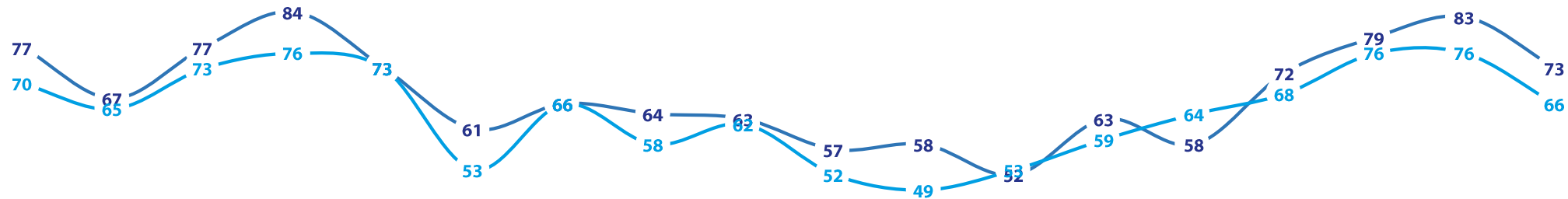
EB68.1	EB70.1	EB71.1	EB73.1	EB74.3	EB76.3	EB78.2	EB79.5	EB82.4	EB84.1	EB86.1	EB88.1	EB89.2	EB90.1	EB91.1	EB92.2	EB94.2	EB96.2
Sept.-Oct.	Oct.	Jan.-Feb.	Jan.-Feb.	Nov.-Dec.	Nov.	Nov.-Dec.	June	Nov.-Dec.	Sept.	Sept.-Oct.	Sept.-Oct.	April	Sept.	Feb.-March	Oct.	Nov.-Dec.	Nov.-Dec.
2007	2008	2009	2010	2010	2011	2012	2013	2014	2015	2016	2017	2018	2018	2019	2019	2020	2021

Would you personally like to see the European Parliament play a more important or less important role than it currently does?

Answer: "More important" (%)

Gender

Role of the European Parliament



MALE



FEMALE

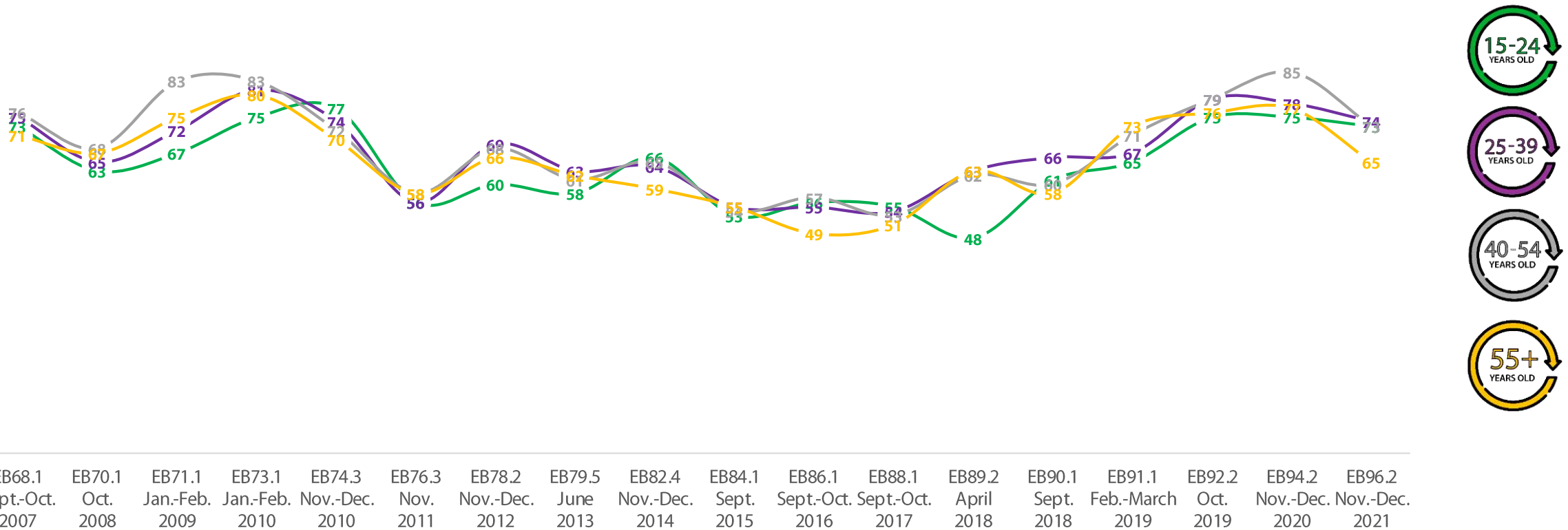
EB68.1	EB70.1	EB71.1	EB73.1	EB74.3	EB76.3	EB78.2	EB79.5	EB82.4	EB84.1	EB86.1	EB88.1	EB89.2	EB90.1	EB91.1	EB92.2	EB94.2	EB96.2
Sept.-Oct.	Oct.	Jan.-Feb.	Jan.-Feb.	Nov.-Dec.	Nov.	Nov.-Dec.	June	Nov.-Dec.	Sept.	Sept.-Oct.	Sept.-Oct.	April	Sept.	Feb.-March	Oct.	Nov.-Dec.	Nov.-Dec.
2007	2008	2009	2010	2010	2011	2012	2013	2014	2015	2016	2017	2018	2018	2019	2019	2020	2021

Would you personally like to see the European Parliament play a more important or less important role than it currently does?

Answer: "More important" (%)

Age

Role of the European Parliament



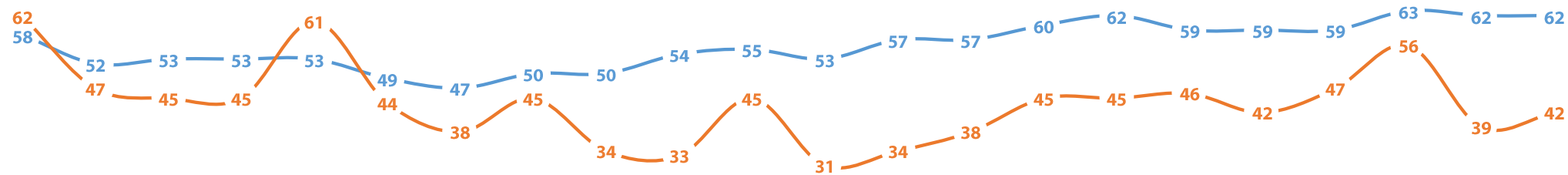
Would you personally like to see the European Parliament play a more important or less important role than it currently does?
 Answer: "More important" (%)

EUROPEAN UNION MEMBERSHIP



Differences between the EU and Greece

European Union Membership

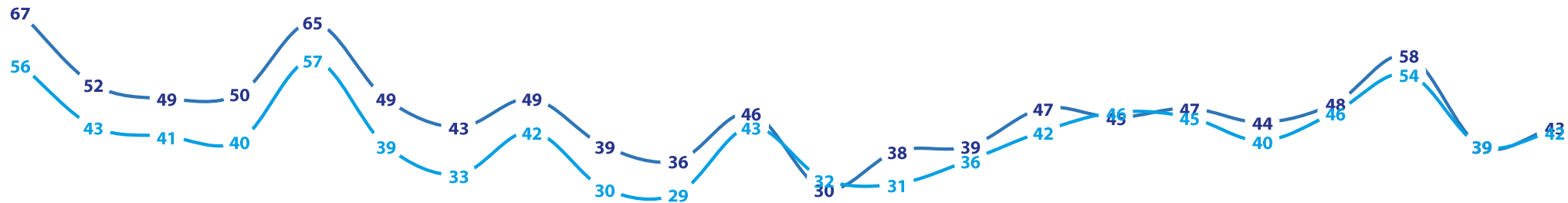


EB68.1	EB69.2	EB70.1	EB71.3	EB72.4	EB73.4	EB75.3	EB77.4	EB79.5	EB82.4	EB84.1	EB86.1	EB 87.1	EB88.1	EB89.2	EB90.1	EB91.1	EB91.5	EB92.2	EB94.2	EB96.1	EB96.2
Sept.- Oct. 2007	Mar.- Apr. 2008	Oct. 2008	June 2009	Oct.- Nov. 2009	May 2010	May 2011	June 2012	June 2013	Nov.- Dec. 2014	Sept. 2015	Sept.- Oct. 2016	March 2017	Sept.- Oct. 2017	April 2018	Sept. 2018	Feb.- March 2019	June 2019	Oct. 2019	Nov.- Dec. 2020	Sept.- Oct. 2021	Nov.- Dec. 2021

Generally speaking, do you think that Greece's membership of the EU is...?
Answer: Total a "good thing" (%)

Gender

European Union Membership



MALE



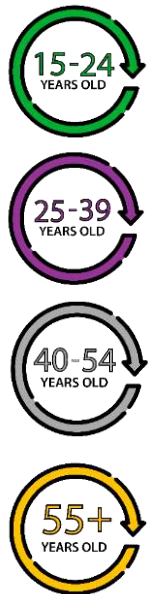
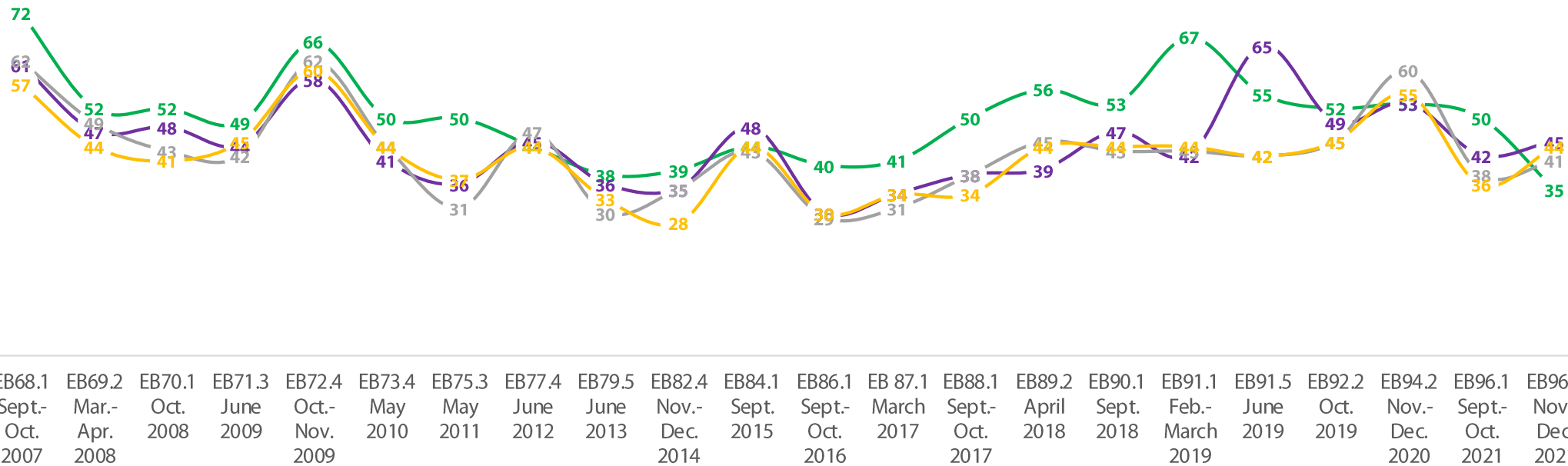
FEMALE

EB68.1	EB69.2	EB70.1	EB71.3	EB72.4	EB73.4	EB75.3	EB77.4	EB79.5	EB82.4	EB84.1	EB86.1	EB 87.1	EB88.1	EB89.2	EB90.1	EB91.1	EB91.5	EB92.2	EB94.2	EB96.1	EB96.2
Sept.-Oct. 2007	Mar.-Apr. 2008	Oct. 2008	June 2009	Oct.-Nov. 2009	May 2010	May 2011	June 2012	June 2013	Nov.-Dec. 2014	Sept. 2015	Sept.-Oct. 2016	March 2017	Sept.-Oct. 2017	April 2018	Sept. 2018	Feb.-March 2019	June 2019	Oct. 2019	Nov.-Dec. 2020	Sept.-Oct. 2021	Nov.-Dec. 2021

Generally speaking, do you think that Greece's membership of the EU is...?
Answer: Total a "good thing" (%)

Age


European Union Membership



Generally speaking, do you think that Greece's membership of the EU is...?
Answer: Total a "good thing" (%)

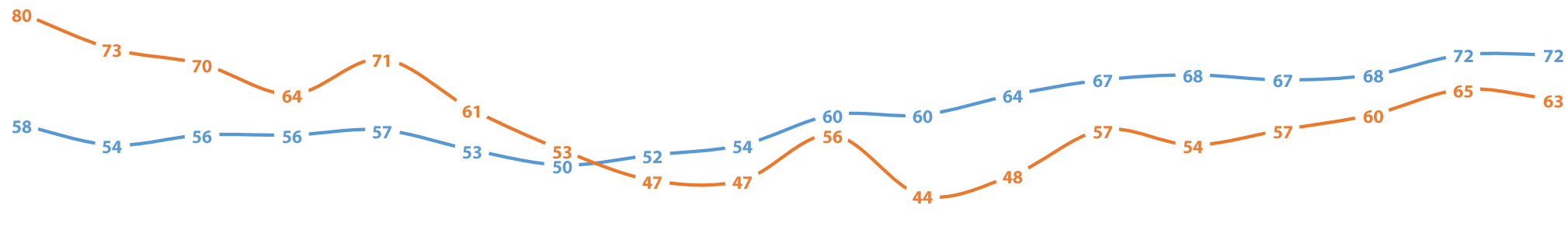
A person wearing a red quilted vest over a grey long-sleeved shirt is harvesting red apples in an orchard. They are holding a silver metal bucket in their left hand and reaching for an apple with their right hand. The orchard is filled with trees laden with ripe red apples.

**BENEFITED FROM THE
EU MEMBERSHIP**



Differences between the EU and Greece

Benefited from the EU Membership



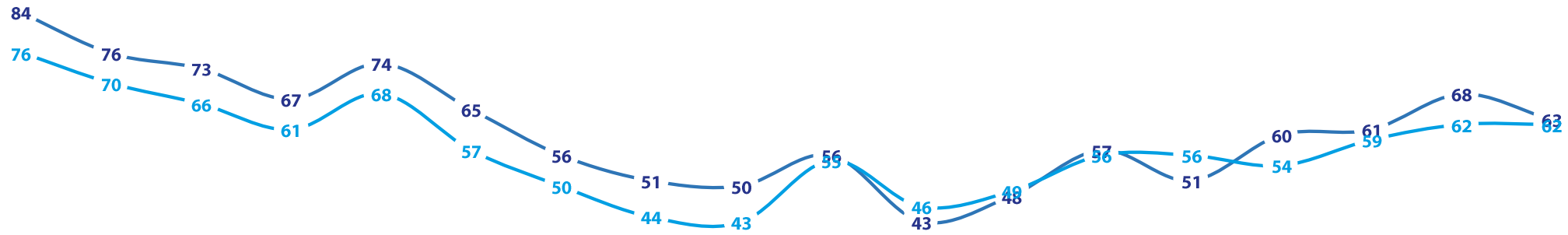
EB68.1	EB69.2	EB70.1	EB71.3	EB72.4	EB73.4	EB74.2	EB75.3	EB79.5	EB84.1	EB86.1	EB88.1	EB89.2	EB90.1	EB91.1	EB91.5	EB94.2	EB96.2
Sept.-Oct.	Mar.-Apr.	Oct.	June	Oct.-Nov.	May	Nov.	May	June	Sept.	Sept.-Oct.	Sept.-Oct.	April	Sept.	Feb.-March	June	Nov.-Dec.	Nov.-Dec.
2007	2008	2008	2009	2009	2010	2010	2011	2013	2015	2016	2017	2018	2018	2019	2019	2020	2021

Taking everything into account, would you say that Greece has on balance benefited or not from being a member of the EU?

Answer: Total "Benefited" (%)

Gender

Benefited from the EU Membership



MALE



FEMALE

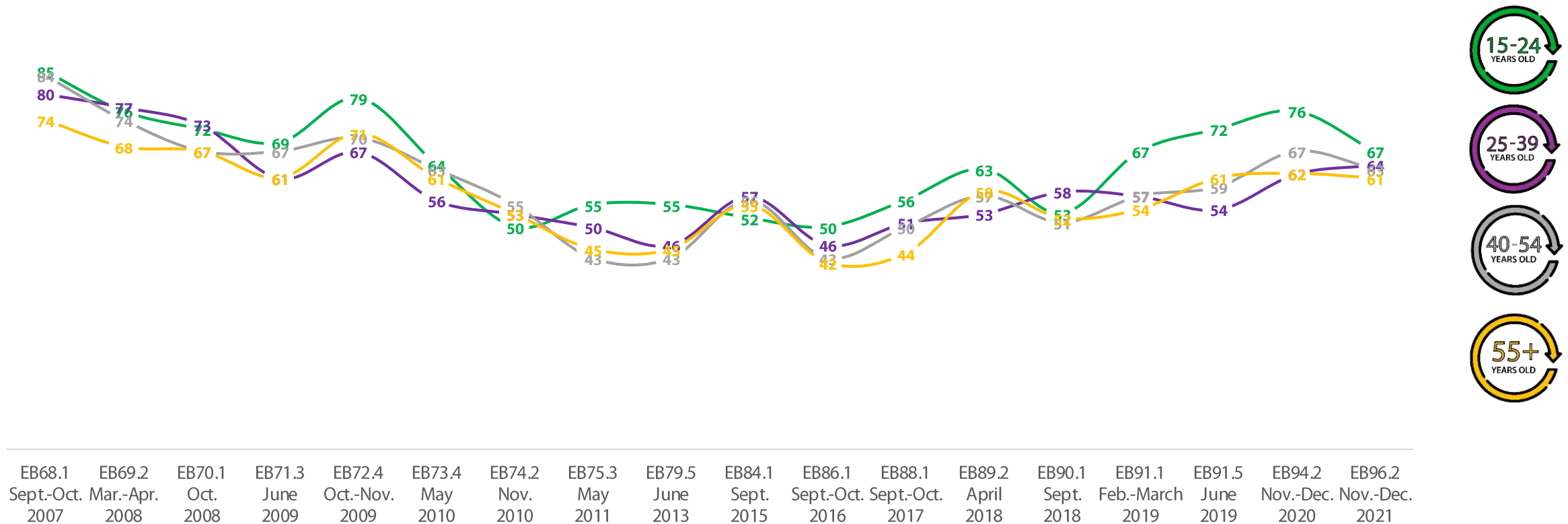
EB68.1	EB69.2	EB70.1	EB71.3	EB72.4	EB73.4	EB74.2	EB75.3	EB79.5	EB84.1	EB86.1	EB88.1	EB89.2	EB90.1	EB91.1	EB91.5	EB94.2	EB96.2
Sept.-Oct. 2007	Mar.-Apr. 2008	Oct. 2008	June 2009	Oct.-Nov. 2009	May 2010	Nov. 2010	May 2011	June 2013	Sept. 2015	Sept.-Oct. 2016	Sept.-Oct. 2017	April 2018	Sept. 2018	Feb.-March 2019	June 2019	Nov.-Dec. 2020	Nov.-Dec. 2021

Taking everything into account, would you say that Greece has on balance benefited or not from being a member of the EU?

Answer: Total "Benefited" (%)

Age

Benefited from the EU Membership



Taking everything into account, would you say that Greece has on balance benefited or not from being a member of the EU?

Answer: Total "Benefited" (%)

MAIN REASONS FOR BENEFIT



Differences between the EU and Greece



Main reasons for benefit

	EU			EL		
	EB94.2 Nov.-Dec. 2020	EB96.2 Nov.-Dec. 2021	Diff	EB94.2 Nov.-Dec. 2020	EB96.2 Nov.-Dec. 2021	Diff
The EU contributes to democracy in (OUR COUNTRY)	14%	13%	-1	13%	13%	=
The EU contributes to maintaining peace and strengthening security	34%	33%	-1	31%	48%	+17
The EU contributes to economic growth in (OUR COUNTRY)	40%	36%	-4	56%	25%	-31
Membership of the EU improves co-operation between (OUR COUNTRY) and the other countries of the EU	39%	34%	-5	46%	43%	-3
Membership of the EU improves co-operation between (OUR COUNTRY) and countries outside the EU	15%	16%	+1	19%	28%	+9
(NATIONALITY) people have an important influence in decisions made at EU level	11%	11%	=	6%	6%	=
The EU gives (NATIONALITY) people a stronger say in the world	20%	22%	+2	16%	46%	+30
The EU improves (NATIONALITY) people's standard of living	24%	21%	-3	29%	13%	-16
The EU helps (OUR COUNTRY) in the fight against terrorism	13%	12%	-1	5%	13%	+8
The EU helps (OUR COUNTRY) to tackle climate change	16%	17%	+1	9%	16%	+7
The EU brings (NATIONALITY) people new work opportunities	29%	26%	-3	26%	17%	-9
You are generally in favour of the EU (SPONTANEOUS)	0%	0%	=	0%	-	NA
Other (SPONTANEOUS)	0%	0%	=	0%	1%	+1
Don't know	1%	1%	=	0%	-	NA

Which of the following are the main reasons for thinking that Greece has benefited from being a member of the EU?
(MAX. 3 ANSWERS)

Gender

Main reasons for benefit



	Men			Women		
	EB94.2 Nov.-Dec. 2020	EB96.2 Nov.-Dec. 2021	Diff	EB94.2 Nov.-Dec. 2020	EB96.2 Nov.-Dec. 2021	Diff
The EU contributes to democracy in (OUR COUNTRY)	15%	12%	-3	10%	14%	+4
The EU contributes to maintaining peace and strengthening security	30%	49%	+19	32%	47%	+15
The EU contributes to economic growth in (OUR COUNTRY)	64%	25%	-39	49%	24%	-25
Membership of the EU improves co-operation between (OUR COUNTRY) and the other countries of the EU	39%	42%	+3	53%	43%	-10
Membership of the EU improves co-operation between (OUR COUNTRY) and countries outside the EU	19%	27%	+8	19%	29%	+10
(NATIONALITY) people have an important influence in decisions made at EU level	5%	5%	=	6%	6%	=
The EU gives (NATIONALITY) people a stronger say in the world	14%	47%	+33	18%	46%	+28
The EU improves (NATIONALITY) people's standard of living	38%	12%	-26	20%	14%	-6
The EU helps (OUR COUNTRY) in the fight against terrorism	5%	11%	+6	5%	15%	+10
The EU helps (OUR COUNTRY) to tackle climate change	7%	15%	+8	10%	16%	+6
The EU brings (NATIONALITY) people new work opportunities	26%	16%	-10	27%	17%	-10
You are generally in favour of the EU (SPONTANEOUS)	NA	-	NA	NA	1%	NA
Other (SPONTANEOUS)	NA	2%	NA	NA	-	NA
Don't know	NA	-	NA	NA	-	NA

Which of the following are the main reasons for thinking that Greece has benefited from being a member of the EU?
(MAX. 3 ANSWERS)

Age

Main reasons for benefit



	15-24			25-39			40-54			55+		
	EB94.2 Nov.-Dec. 2020	EB96.2 Nov.-Dec. 2021	Diff	EB94.2 Nov.-Dec. 2020	EB96.2 Nov.-Dec. 2021	Diff	EB94.2 Nov.-Dec. 2020	EB96.2 Nov.-Dec. 2021	Diff	EB94.2 Nov.-Dec. 2020	EB96.2 Nov.-Dec. 2021	Diff
The EU contributes to democracy in (OUR COUNTRY)	20%	10%	-10	9%	14%	+5	8%	14%	+6	15%	13%	-2
The EU contributes to maintaining peace and strengthening security	36%	43%	+7	38%	55%	+17	32%	44%	+12	25%	49%	+24
The EU contributes to economic growth in (OUR COUNTRY)	45%	33%	-12	51%	18%	-33	52%	24%	-28	67%	25%	-42
Membership of the EU improves co-operation between (OUR COUNTRY) and the other countries of the EU	50%	56%	+6	43%	43%	=	45%	39%	-6	46%	41%	-5
Membership of the EU improves co-operation between (OUR COUNTRY) and countries outside the EU	9%	36%	+27	19%	36%	+17	22%	32%	+10	20%	20%	=
(NATIONALITY) people have an important influence in decisions made at EU level	13%	7%	-6	4%	4%	=	7%	9%	+2	3%	4%	+1
The EU gives (NATIONALITY) people a stronger say in the world	15%	46%	+31	11%	45%	+34	17%	42%	+25	19%	49%	+30
The EU improves (NATIONALITY) people's standard of living	16%	17%	+1	27%	16%	-11	27%	15%	-12	37%	9%	-28
The EU helps (OUR COUNTRY) in the fight against terrorism	8%	7%	-1	9%	11%	+2	6%	15%	+9	2%	15%	+13
The EU helps (OUR COUNTRY) to tackle climate change	7%	15%	+8	10%	15%	+5	8%	17%	+9	9%	16%	+7
The EU brings (NATIONALITY) people new work opportunities	38%	19%	-19	27%	19%	-8	26%	15%	-11	22%	16%	-6
You are generally in favour of the EU (SPONTANEOUS)	NA	-	NA	NA	-	NA	NA	1%	NA	NA	1%	NA
Other (SPONTANEOUS)	NA	-	NA	NA	-	NA	NA	-	NA	NA	3%	NA
Don't know	NA	-	NA	NA	-	NA	NA	-	NA	NA	-	NA

Which of the following are the main reasons for thinking that Greece has benefited from being a member of the EU?
(MAX. 3 ANSWERS)

Technical specifications



Population:

Around 1000 respondents (15 years old +) per survey

Methodology:

Face-to-face – Eurobarometer surveys carried out by Kantar

Due to the special circumstances of the Covid-19 pandemic, the surveys EB94.2 and EB95.1 were conducted online or partly online

Margin of error:

For this sample size the actual percentage would vary within the following intervals:

Percentages observed	10% or 90%	20% or 80%	30% or 70%	40% or 60%	50%
Margin of error	+/- 1.9 points	+/- 2.5 points	+/- 2.7 points	+/- 3.0 points	+/- 3.1 points

Example:

If a result is given in this document as 35%, the actual percentage across the whole population might vary between 32.3% and 37.7%.

Contact

Public Opinion Monitoring Unit

Philipp M. Schulmeister / Head of Unit

public.opinion.monitoring@europarl.europa.eu

